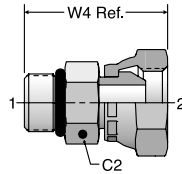


0507 Full Dimensions

Straight Thread Adapter
SAE-ORB / NPSM Swivel

SAE 140157

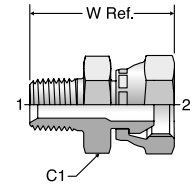


TUBE FITTING PART #	END SIZE		C2 HEX BODY (in.)	W4 (in.)	STANDARD Dynamic Pressure (x 1,000 PSI)		
	1	2			-S	-SS	-B
	UN/UNF-2A	NPSM					
0507-4-2	7/16-20	1/8-27	9/16	1.21	6.0		
0507-4-4	7/16-20	1/4-18	9/16	1.32	6.0		
0507-5-4	1/2-20	1/4-18	5/8	1.32	6.0		
0507-6-4	9/16-18	1/4-18	11/16	1.35	6.0		
0507-6-6	9/16-18	3/8-18	11/16	1.37	6.0		
0507-6-8	9/16-18	1/2-14	3/4	1.57	5.0		
0507-8-4	3/4-16	1/4-18	7/8	1.43	6.0		
0507-8-6	3/4-16	3/8-18	7/8	1.45	6.0		
0507-8-8	3/4-16	1/2-14	7/8	1.56	5.0		
0507-8-12	3/4-16	3/4-14	1	1.79	4.0		
0507-10-6	7/8-14	3/8-18	1	1.59	5.0		
0507-10-8	7/8-14	1/2-14	1	1.73	5.0		
0507-10-12	7/8-14	3/4-14	1 1/4	1.88	4.0		
0507-12-8	1 1/16-12	1/2-14	1 1/4	1.88	5.0		
0507-12-12	1 1/16-12	3/4-14	1 1/4	1.97	4.0		
0507-12-16	1 1/16-12	1-11 1/2	1 1/2	2.12	3.0		
0507-14-12	1 3/16-12	3/4-14	1 3/8	1.97	4.0		
0507-16-12	1 5/16-12	3/4-14	1 1/2	1.90	4.0		
0507-16-16	1 5/16-12	1-11 1/2	1 1/2	2.12	3.0		
0507-20-16	1 5/8-12	1-11 1/2	1 7/8	2.20	3.0		
0507-20-20	1 5/8-12	1 1/4-11 1/2	1 7/8	2.21	2.5		
0507-24-24	1 7/8-12	1 1/2-11 1/2	2 1/8	2.39			
0507-32-32	2 1/2-12	2-11 1/2	2 3/4	2.49			

0107 Full Dimensions

Male Pipe Adapter
NPTF / NPSM Swivel

SAE 140130

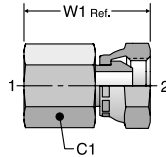


TUBE FITTING PART #	END SIZE		C1 HEX (in.)	W (in.)	STANDARD Dynamic Pressure (x 1,000 PSI)		
	1	2			-S	-SS	-B
	NPTF	NPSM					
0107-2-2	1/8-27	1/8-27	9/16	1.09	6.0	6.0	
0107-2-4	1/8-27	1/4-18	5/8	1.24	6.0	6.0	
0107-4-2	1/4-18	1/8-27	11/16	1.39	6.0	6.0	
0107-4-4	1/4-18	1/4-18	11/16	1.43	6.0	6.0	
0107-4-6	1/4-18	3/8-18	13/16	1.45	6.0	6.0	
0107-4-8	1/4-18	1/2-14	15/16	1.44	5.0		
0107-6-4	3/8-18	1/4-18	11/16	1.49	6.0	6.0	
0107-6-6	3/8-18	3/8-18	7/8	1.51	6.0	6.0	
0107-6-8	3/8-18	1/2-14	15/16	1.73	5.0	5.0	
0107-8-4	1/2-14	1/4-18	1	2.27	6.0		
0107-8-6	1/2-14	3/8-18	7/8	1.70	6.0	6.0	
0107-8-8	1/2-14	1/2-14	1	1.91	5.0	5.0	
0107-8-12	1/2-14	3/4-14	1 1/4	2.04	4.0	4.0	
0107-12-8	3/4-14	1/2-14	1 1/8	1.91	5.0		
0107-12-12	3/4-14	3/4-14	1 1/4	2.04	4.0	4.0	
0107-12-16	3/4-14	1-11 1/2	1 1/2	2.17	3.0	3.0	
0107-16-12	1-11 1/2	3/4-14	1 3/8	2.29	4.0		
0107-16-16	1-11 1/2	1-11 1/2	1 1/2	2.37	3.0	3.0	
0107-16-20	1-11 1/2	1 1/4-11 1/2	1 3/4	2.38	2.5		
0107-20-16	1 1/4-11 1/2	1-11 1/2	1 7/8	2.46	3.0		
0107-20-20	1 1/4-11 1/2	1 1/4-11 1/2	1 7/8	2.47	2.5	2.5	
0107-20-24	1 1/4-11 1/2	1 1/2-11 1/2	2 1/8	2.58	2.0		
0107-24-20	1 1/2-11 1/2	1 1/4-11 1/2	2 1/8	2.51	2.5	2.5	
0107-24-24	1 1/2-11 1/2	1 1/2-11 1/2	2 1/8	2.61	2.0	2.0	
0107-32-32	2-11 1/2	2-11 1/2	2 5/8	2.80	1.5	1.5	

0207 Full Dimensions

Female Pipe Adapter
NPTF / NPSM Swivel

SAE 140131

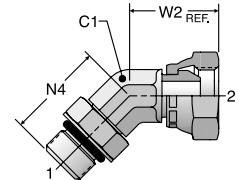


TUBE FITTING PART #	END SIZE		C1 HEX (in.)	W1 (in.)	STANDARD Dynamic Pressure (x 1,000 PSI)		
	1	2			-S	-SS	-B
	NPTF	NPSM					
0207-2-2	1/8-27	1/8-27	9/16	1.02	6.0	6.0	
0207-2-4	1/8-27	1/4-18	11/16	1.33	6.0		
0207-4-2	1/4-18	1/8-27	9/16	1.32	6.0		
0207-4-4	1/4-18	1/4-18	11/16	1.43	6.0	6.0	
0207-6-4	3/8-18	1/4-18	7/8	1.49	6.0	6.0	
0207-6-6	3/8-18	3/8-18	7/8	1.51	6.0	6.0	
0207-6-8	3/8-18	1/2-14	1	1.64	5.0		
0207-8-4	1/2-14	1/4-18	1	1.70	5.0		
0207-8-6	1/2-14	3/8-18	1	1.73	5.0	5.0	
0207-8-8	1/2-14	1/2-14	1	1.79	5.0	5.0	
0207-12-8	3/4-14	1/2-14	1 1/4	1.85	4.0		
0207-12-12	3/4-14	3/4-14	1 1/4	1.97	4.0	4.0	
0207-16-12	1-11 1/2	3/4-14	1 1/2	2.28	3.0		
0207-16-16	1-11 1/2	1-11 1/2	1 1/2	2.37	3.0	3.0	
0207-20-20	1 1/4-11 1/2	1 1/4-11 1/2	1 7/8	2.38	2.5		
0207-24-24	1 1/2-11 1/2	1 1/2-11 1/2	2 1/8	2.42	2.0		
0207-32-32	2-11 1/2	2-11 1/2	2 5/8	2.55	1.5	1.5	

3507 Full Dimensions

45° Straight Thread Elbow
SAE-ORB / NPSM Swivel

SAE 140357



TUBE FITTING PART #	END SIZE		C1 HEX (in.)	N4 (in.)	W2 (in.)	STANDARD Dynamic Pressure (x 1,000 PSI)		
	1	2				-S	-SS	-B
	UN/UNF-2A	NPSM						
3507-4-4	7/16-20	1/4-18	7/16	1.05	0.79	6.0		
3507-6-4	9/16-18	1/4-18	9/16	1.11	0.94	6.0		
3507-6-6	9/16-18	3/8-18	9/16	1.14	1.03	6.0		
3507-6-8	9/16-18	1/2-14	3/4	1.08	1.16	5.0		
3507-8-6	3/4-16	3/8-18	3/4	1.3	1.02	6.0		
3507-8-8	3/4-16	1/2-14	3/4	1.30	1.18	5.0		
3507-8-12	3/4-16	3/4-14	3/4	1.41	1.37	3.0		
3507-10-6	7/8-14	3/8-18	1 1/16	1.35	0.98	5.0		
3507-10-8	7/8-14	1/2-14	7/8	1.52	1.17	5.0		
3507-10-12	7/8-14	3/4-14	1 1/16	1.36	1.40	3.0		
3507-12-8	1 1/16-12	1/2-14	1 1/16	1.54	1.12	5.0		
3507-12-12	1 1/16-12	3/4-14	1 1/16	1.73	1.37	3.0		
3507-16-16	1 5/16-12	1-11 1/2	1 5/16	1.86	1.52	2.5		

Dimensions and pressures for reference only, subject to change.

-
-
-
-
-